

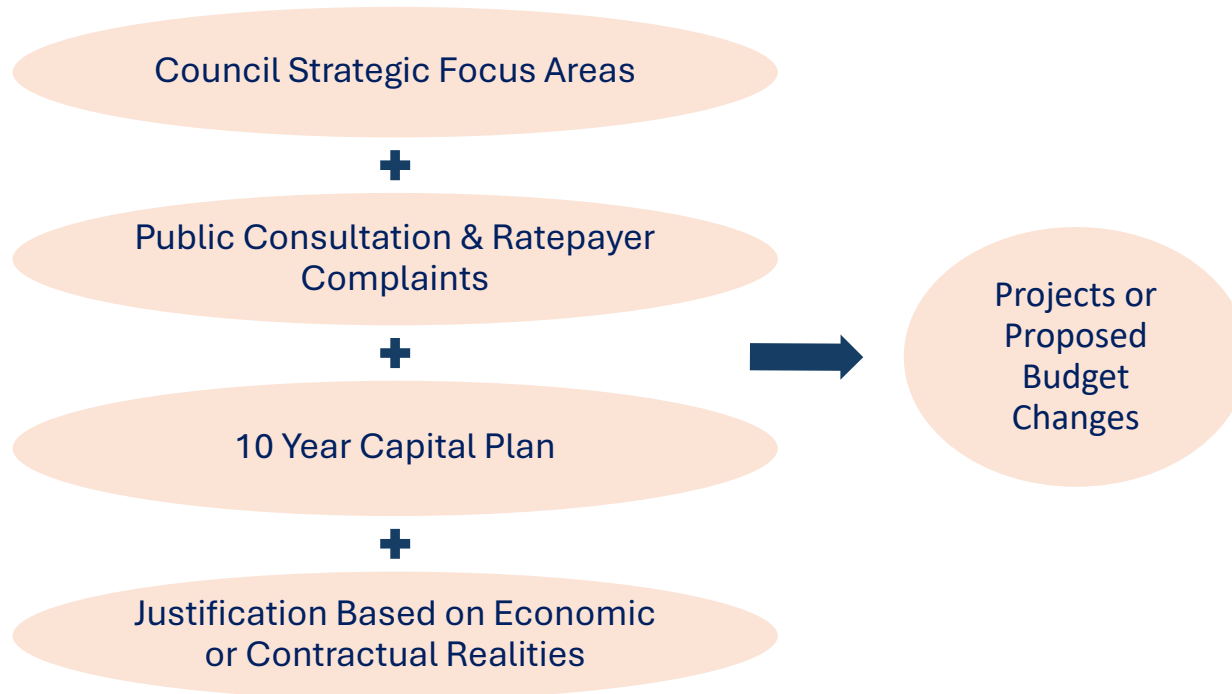
2026 Budget

Introduction & Overview – 2026 Budget

2026 budget was developed with the following goals:

- Maintain current service levels
- Align initiatives with Council's long-term strategic vision
- Enhance the overall customer experience
- Maintain competitive tax rates for residents and businesses
- Implement a proactive plan for infrastructure renewal
- Identify and implement efficiencies and cost savings
- Ensure rates and fees remain fair and appropriate

Building the Proposed Budget



Operating & Capital Budget Components

Operating Budget

Base Budget	Budget Requests	Capital Projects Funded From Operations
-------------	-----------------	---

Capital Budget

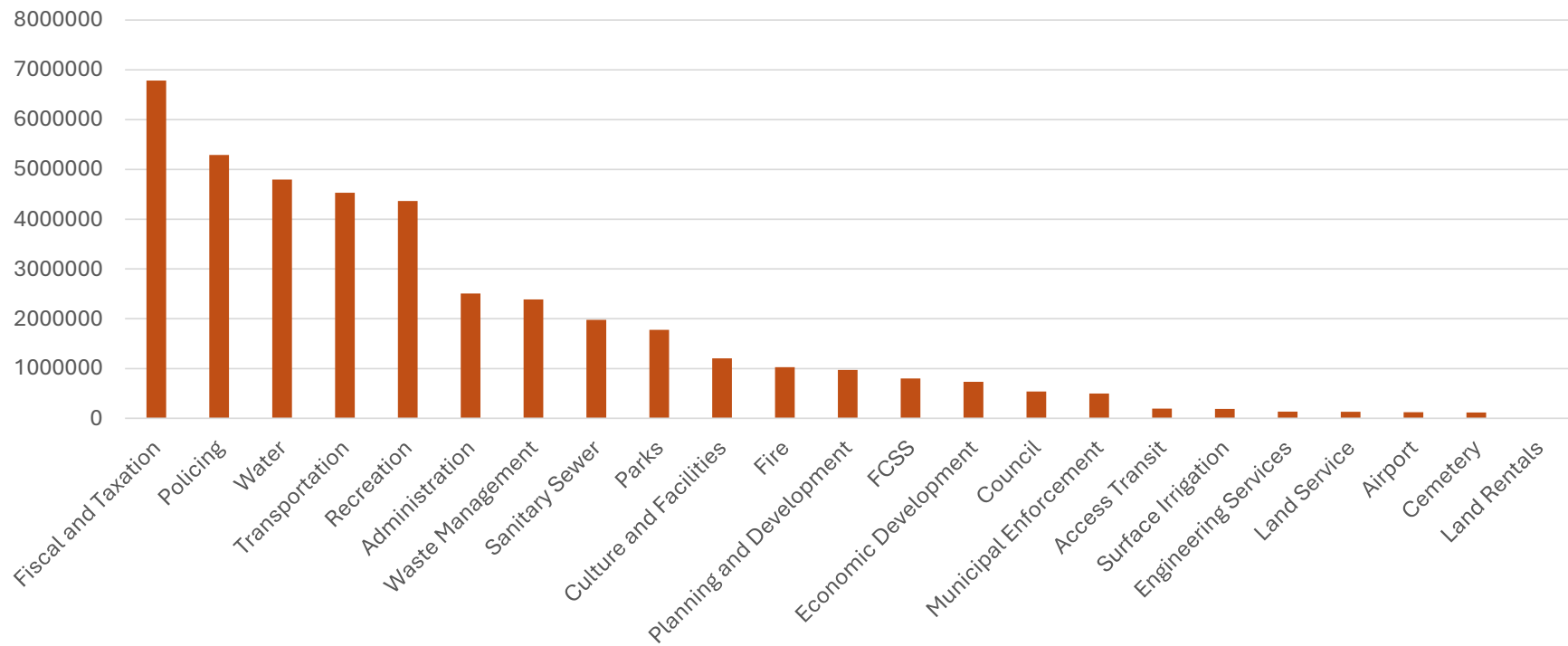
Vehicle & Equipment Replacement	Building Component Replacements	Capital Programs	New Capital Projects
---------------------------------	---------------------------------	------------------	----------------------



2026 Operating Budget

Operating Budget Expenditures

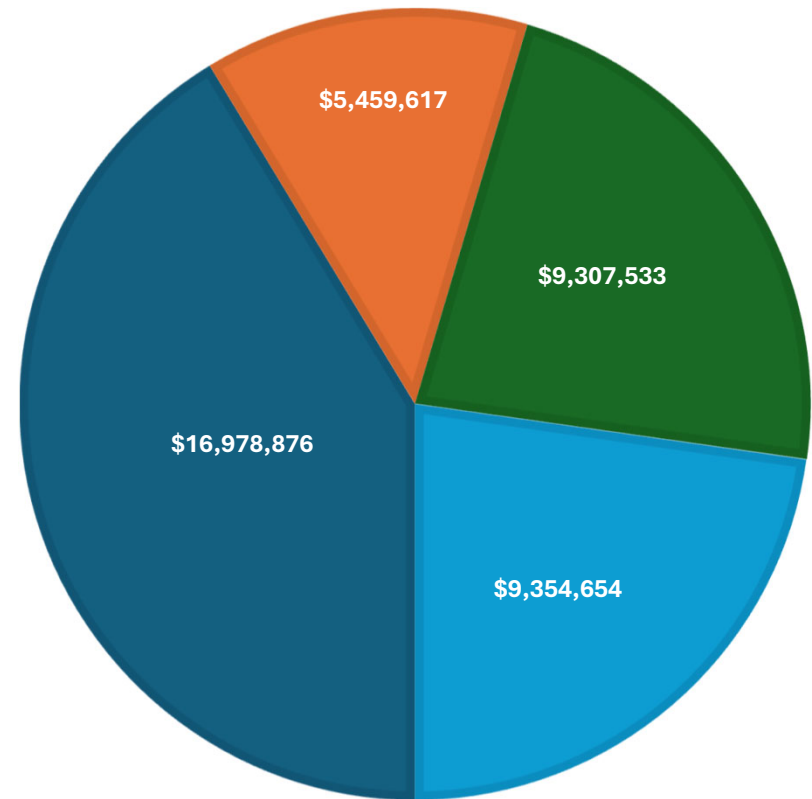
In 2026, the total budgeted operating expenditures are \$41,100,680:



Funding Sources for Operating Budget

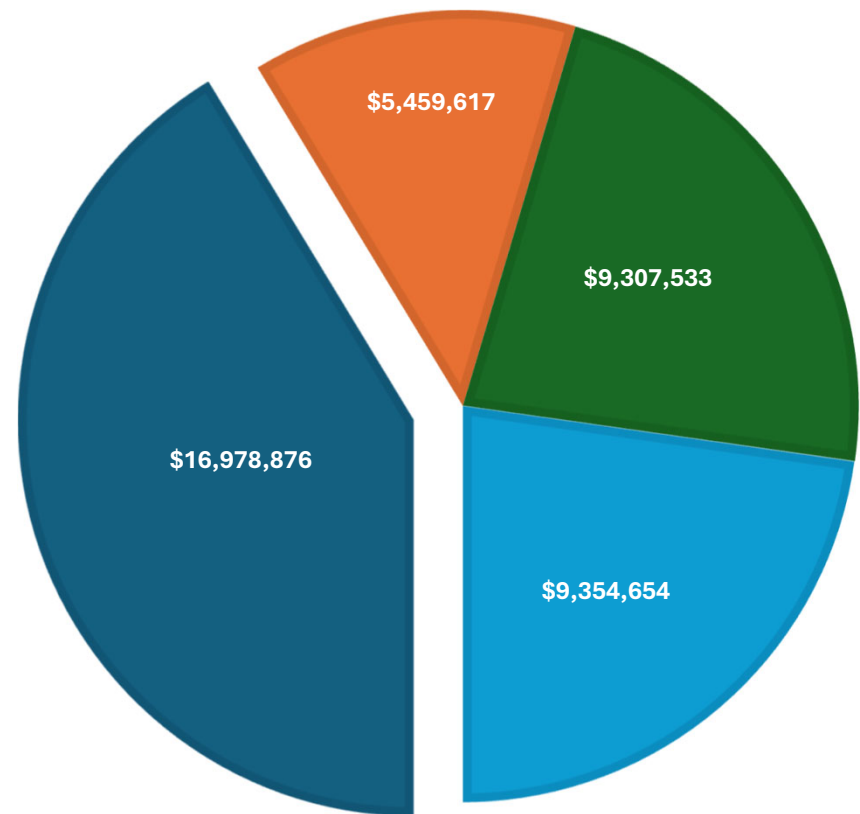
2026 operating expenditures are funded as follows:

- Municipal Property Taxes to be collected
- Tax Requisitions to be collected
- User Fees & Other Revenues - Tax Supported Departments
- User Fees & Other Revenues - Utility Departments



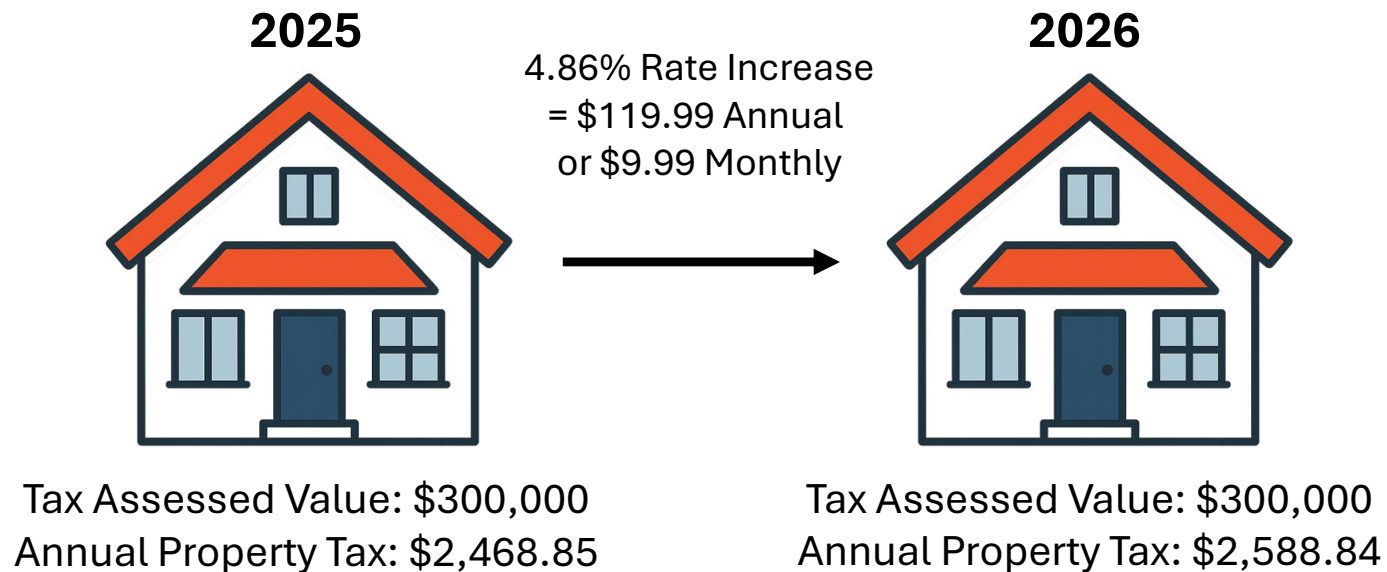
Municipal Property Tax Increase

Municipal property taxes to be collected includes increase of \$731,943 which is equal to 4.86% increase from prior year budget



Impact of Municipal Tax Increase: Example

Example #1 – No Assessment Change (*not including Alberta Education and Seniors Housing tax requisitions*)



Utility Rates – 2026



	2025 Avg Bi-Monthly Bill	2026 Avg Bi-Monthly Bill	Avg Bi-Monthly Change
Sewer	\$43.77	\$46.83	\$3.06
Water @ 21.00 M ³ / Bill	\$77.27	\$81.11	\$3.84
Garbage	\$30.72	\$32.26	\$1.54
Recycling	\$7.36	\$9.70	\$2.34
Total	\$159.12	\$169.90	\$10.78

2026 Tax Supported Budget By Function

	2025 Budget	2026 Budget Delibrations	2026 Proposed Budget
REVENUES			
Municipal taxes	(16,246,933)	(731,943)	(16,978,876)
Tax Requisitions	-	(5,459,617)	(5,459,617)
Government transfers	(2,605,914)	(510,335)	(3,116,249)
Franchise agreements	(2,100,411)	(330,000)	(2,430,411)
Investment income	(399,516)	6,516	(393,000)
Licenses, permits, and fines	(582,133)	(78,000)	(660,133)
Penalties and costs of taxes	(104,213)	(10,000)	(114,213)
User fees and sales of goods	(1,683,247)	(38,736)	(1,721,983)
Transfer from reserves	(706,293)	154,309	(551,984)
Other revenue	(430,240)	110,680	(319,560)
Total Revenues	(24,858,900)	(6,887,126)	(31,746,026)
EXPENSES			
Tax Requisitions	-	5,459,617	5,459,617
Salaries, wages and benefits	9,697,232	395,169	10,092,401
Contracted and general services	7,902,475	342,485	8,244,960
Materials, goods, and supplies	1,075,341	64,123	1,139,464
Utilities	1,969,881	(78,855)	1,891,026
Transfers to local boards and agencies	1,251,640	(46,578)	1,205,062
Transfers to individuals and organizations	160,850	220,324	381,174
Bank service charges	31,061	8,439	39,500
Residential New Build Incentive	-	-	-
Debt repayment	157,943	-	157,943
Funding for infrastructure improvements	2,612,477	522,402	3,134,879
Total Expenditures	24,858,900	6,887,126	31,746,026
NET	-	-	-

2026 Tax Supported Budget By Department

	2025 Budget Expenditures	2025 Budget Revenue	2025 Net Budget	2026 Budget Expenditures	2026 Budget Revenue	2026 Net Budget (Surplus)/Deficit	CHG 2025/2026
Council	474,209	(58,924)	415,285	540,268	(14,924)	525,344	110,059
Administration	2,676,603	(51,695)	2,624,908	2,505,938	(81,160)	2,424,778	(200,130)
Land Service	133,430	(133,430)	-	133,430	(133,430)	-	-
Land Rentals	-	(5,844)	(5,844)	-	(15,000)	(15,000)	(9,156)
Fiscal and Taxation	1,198,500	(17,779,673)	(16,581,173)	6,785,418	(24,164,117)	(17,378,699)	(797,526)
Policing	5,096,040	(922,385)	4,173,655	5,290,224	(881,557)	4,408,667	235,012
Municipal Enforcement	507,838	(176,663)	331,175	499,921	(221,663)	278,258	(52,917)
Transportation	4,320,271	(1,789,683)	2,530,588	4,530,977	(1,566,069)	2,964,908	434,320
Access Transit	225,631	(18,000)	207,631	196,245	(18,000)	178,245	(29,386)
Airport	91,412	(53,509)	37,903	124,100	(124,783)	(683)	(38,586)
Fire	997,215	(353,387)	643,828	1,029,766	(563,142)	466,624	(177,204)
Engineering Services	96,756	-	96,756	135,601	-	135,601	38,845
Planning and Development	546,015	(221,809)	324,206	973,574	(509,070)	464,504	140,298
Family and Community Support Services	801,606	(690,214)	111,392	801,606	(690,214)	111,392	-
Parks	1,771,017	(276,569)	1,494,448	1,775,904	(159,944)	1,615,960	121,512
Recreation	4,193,409	(2,108,322)	2,085,087	4,364,735	(2,100,748)	2,263,987	178,900
Cemetery	122,110	(31,200)	90,910	119,251	(31,200)	88,051	(2,859)
Economic Development	293,568	(92,609)	200,959	733,739	(375,328)	358,411	157,452
Culture and Facilities	1,313,270	(94,984)	1,218,286	1,205,329	(95,677)	1,109,652	(108,634)
NET	24,858,900	(24,858,900)	-	31,746,026	(31,746,026)	-	-

2026 Utility Supported Budget By Function

	2025 Budget	2026 Budget Delibrations	2026 Proposed Budget
REVENUES			
User fees and sales of goods	(8,573,801)	(456,315)	(9,030,116)
Licenses, permits, and fines	(69,700)	-	(69,700)
Transfer from reserves	(32,379)	(61,344)	(93,723)
Government Transfers	-	(160,615)	(160,615)
Other revenue	(500)	-	(500)
Total Revenues	(8,676,380)	(678,274)	(9,354,654)
EXPENSES			
Salaries, wages and benefits	1,690,623	176,834	1,867,457
Contracted and general services	1,376,271	62,880	1,439,151
Treated Water Purchases	2,793,496	117,000	2,910,496
Materials, goods, and supplies	379,147	80,000	459,147
Utilities	251,804	(10,607)	241,197
Landfill Requisition	657,253	41,937	699,190
Bank service charges	14,000	-	14,000
Debt repayment	200,163	-	200,163
Funding for infrastructure improvements	1,313,623	210,230	1,523,853
Total Expenditures	8,676,380	678,274	9,354,654
NET	-	-	-

2026 Utility Supported Budget By Department

	2025 Budget Expenditures	2025 Budget Revenue	2025 Net Budget	2026 Budget Expenditures	2026 Budget Revenue	2026 Net Budget (Surplus)/Deficit	CHG 2025/2026
Water	4,552,604	(4,552,605)	(1)	4,797,325	(4,797,325)	-	1
Surface Irrigation	175,694	(175,695)	(1)	191,653	(191,653)	-	1
Sanitary Sewer	1,849,823	(1,849,823)	-	1,977,918	(1,977,918)	-	-
Waste Management	2,098,259	(2,098,257)	2	2,387,758	(2,387,758)	-	(2)
NET	8,676,380	(8,676,380)	-	9,354,654	(9,354,654)	-	-

Operating Budget: Breakdown of Increase Tax Supported

Expenditure/Revenue Changed	\$ Impacts
RCMP Changes	\$227,328
Municipal Enforcement Fine Revenue	\$(45,000)
Franchise Fees	\$(330,000)
Building Permits	\$(70,000)
Electricity	\$37,351
Natural Gas	\$(146,689)
Other Utilities: Street Light Maintenance, Turf Irrigation and Water	\$35,483
Insurance	\$48,365
Salaries/Wages/Benefits	\$395,169
IT Contract Costs	\$234,567
Public Works - Line marking services	\$10,000

Operating Budget: Breakdown of Increase Tax Supported (Continued)

Expenditure/Revenue Changed	\$ Impacts
Public Works - Snow removal	\$20,000
Public Works - Street sanding	\$25,000
Public Works - Downtown Storm	\$40,000
Parks: Tree Maintenance and Replacement	\$30,000
Parks: Sodding/Repairs for larger areas	\$10,000
Parks: Athletic Fields Fencing	\$10,000
Other: Inflationary, Contract, Misc Costs	\$200,369
Total	\$731,943

Operating Budget: Breakdown of Increase Utility Supported

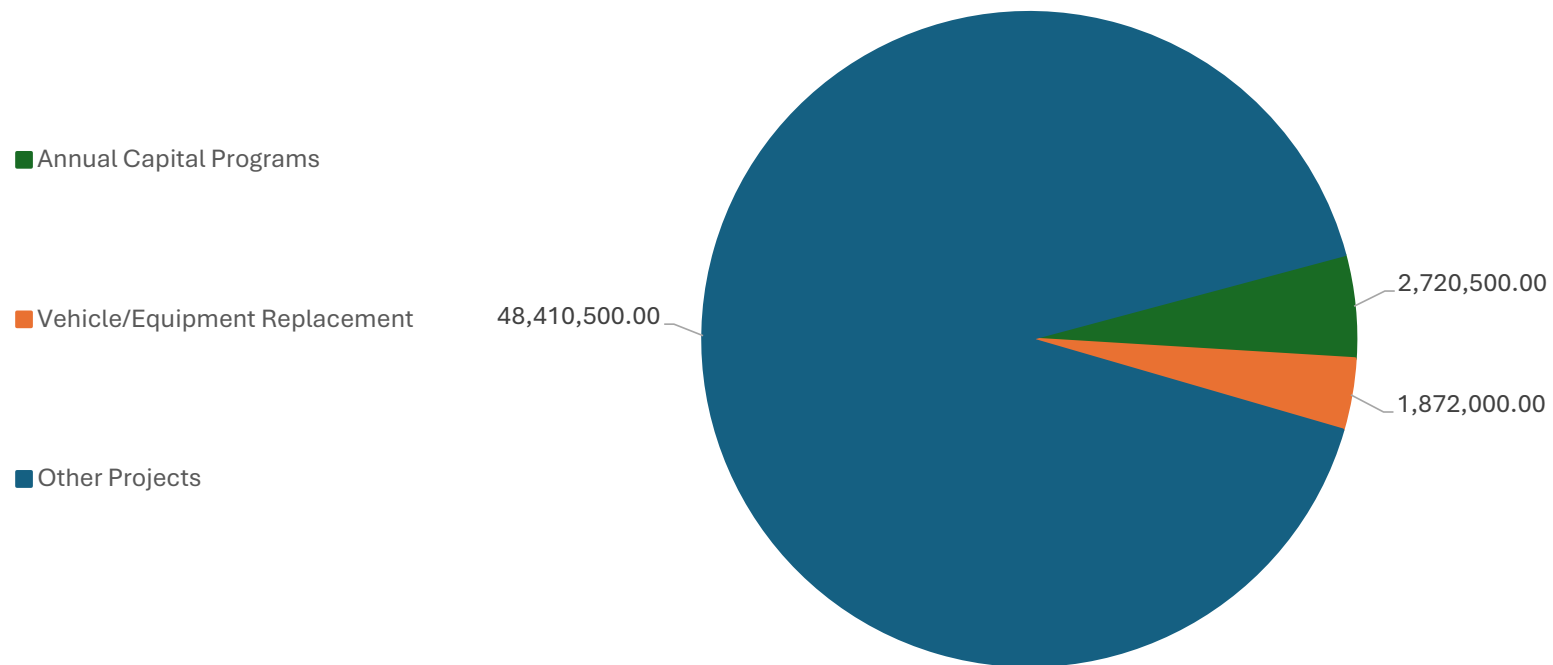
Expenditure/Revenue Changed	\$ Impacts
Electricity	\$8,308
Natural Gas	\$(18,915)
Insurance	\$9,380
Salaries/Wages/Benefits	\$176,834
NRSC Treated Water Contract	\$117,000
Newell Regional Solid Waste Landfill Requisition	\$41,937
Replacement: Old/broken residential garbage roll out bins	\$60,000
Replacement: Valves and Hydrants	\$20,000
Other: Inflationary, Contract, Misc Costs	\$41,771
Total	\$456,315



2026 Capital Budget

Capital Budget Expenditures

In 2026, the total budgeted capital expenditures are \$53,003,000, classified as follows:



2026 Capital Budget

Other Projects:

Department	Amount	Project Title/Description
Cemetery	\$0.00	Cemetery Expansion (\$774,157 - Deferred)
Fire	\$9,500.00	Firehall Electronic Security Access Control
Fire	\$12,000.00	EV-Extinguishing Lance
Legislation	\$250,000.00	Contribution to BJHS Community Sports Field
Municipal Enforceme	\$22,000.00	Megatech Law Enforcement Body Cameras
Parks	\$50,000.00	Skateboard Park changes
Recreation	\$0.00	CRA Arena Parking Lot (\$50,000 - Deferred)
Sewer	\$4,347,000.00	Sanitary Trunk Main - 7th Street E to the Old Lagoon
Sewer	\$29,110,000.00	Waste Water Treatment Plant
Transportation	\$14,490,000.00	Works & Utilities Admin Office
Transportation	\$120,000.00	Wheelchair Ramp Restoration
Transportation	\$0.00	12th StW Paving (\$1,981,000 - Recommended to defer to 10 year cap plan)
Water	\$0.00	Smart Water Meter Replacement (\$6,261,729 - Deferred)

2026 Capital Budget

Annual Capital Programs:

Department	Amount	Project Title/Description
All	\$120,000.00	Annual Fleet Replacement Program
Fire	\$26,500.00	Annual SCBA Replacement Program
Parks	\$0.00	Annual Linear Trails & Beautification Program (\$100,000 - Deferred)
Parks	\$124,000.00	Annual Mower Replacement Program
Parks	\$30,000.00	Annual Playground Equipment Replacement program
Parks	\$0.00	Annual Community Spray Parks program (\$100,000 - Deferred)
Recreation	\$20,000.00	Annual Fitness Equipment Replacement Program
Sewer	\$200,000.00	Annual Sewer Main Replacement Program
Transportation	\$2,000,000.00	Annual Street Improvement Project
Water	\$200,000.00	Annual Water Main Replacement Program

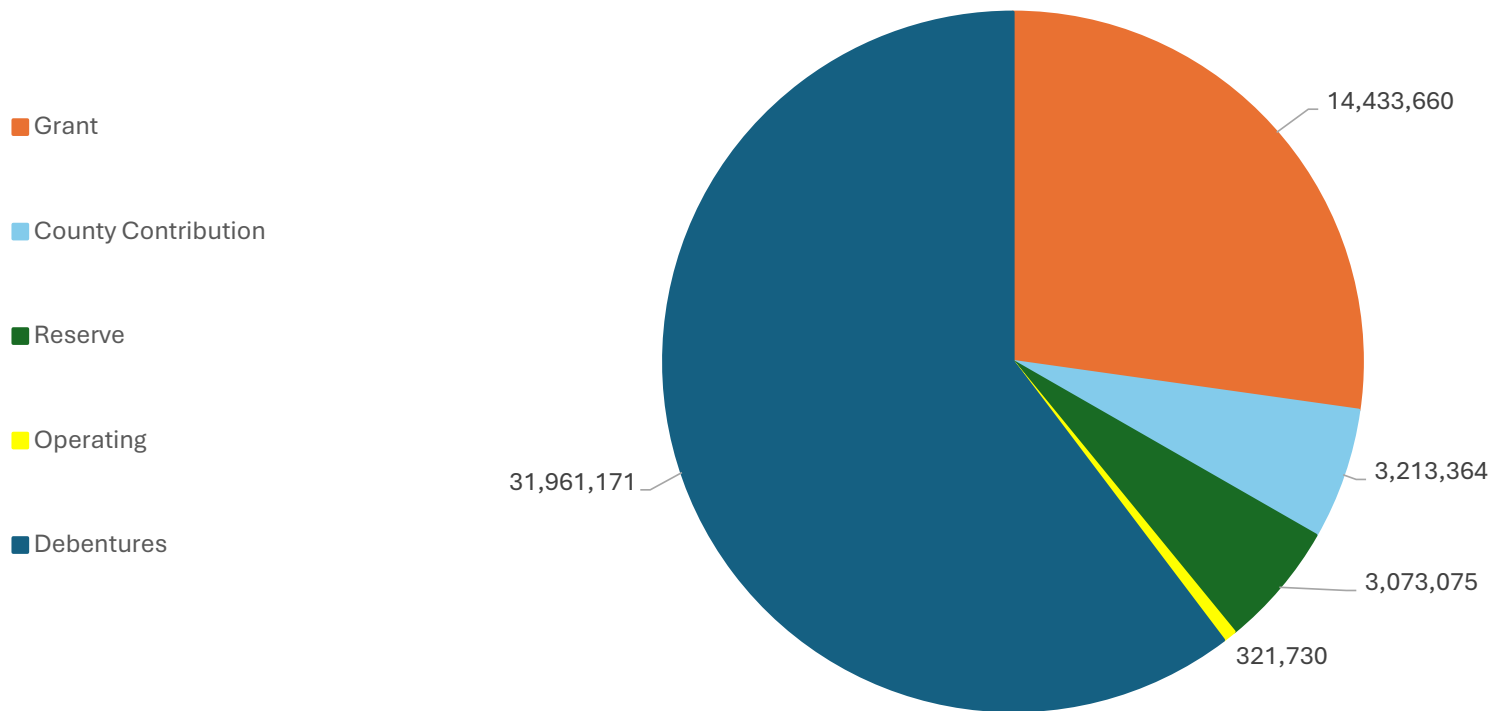
2026 Capital Budget

Vehicle/Equipment & Other Replacements:

Department	Amount	Project Title/Description
Access Transit	\$250,000.00	Transit Bus Replacement
Fire	\$85,000.00	Dodge 2500 Deputy Fire Chief Replacement
Fire	\$390,000.00	Ford Rapid Response Vehicle Replacement
Recreation	\$160,000.00	Chiller and Circulation Pump Replacement
Recreation	\$8,000.00	Automated Underwater Vacuum Replacement
Recreation	\$29,000.00	Ride on Floor Scrubber Replacement
Transportation	\$350,000.00	Gravel Truck Replacement
Transportation	\$600,000.00	Grader Replacement

Funding Sources for Capital Budget

2026 capital expenditures are funded as follows:



Future Projects Impact on Operating



- Public Works Shop
 - Debenture of \$14,490,000 results in annual principal and interest payments of \$880,761 for 30 year term
 - Potential 5.8% tax increase in 2027



- Wastewater Treatment Plant
 - Debenture of \$17,471,171 results in annual principal and interest payments of \$1,061,969 for 30 year term
 - Recovered through utility rates